







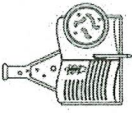

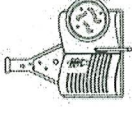

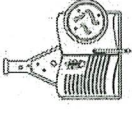









# Grade 2 E-Learning Packet



Name: \_\_\_\_\_



Students will be given directions to complete the items from each column on an E-learning day.

	Day 1	Day 2	Day 3	Day 4	Day 5
Must-do	<p><u>Learning Package</u> p.2-5</p>	<p><u>Learning Package</u> p. 7-10</p>	<p><u>Learning Package</u> p. 12-15</p>	<p><u>Learning Package</u> p.17-20</p>	<p><u>Learning package</u> p.22-26</p>
Virtual options	<p>1. <u>Addition and subtraction practice</u></p> 	<p>5 <u>Practice time table</u></p> 	<p>9. <u>Review Weight Unit</u></p> 	<p>13. <u>Practice time table</u></p> 	<p>17. <u>Practice pattern</u></p> 
	<p>2. <u>Science experiment- water trick</u></p> 	<p>6. <u>Review five continents song</u></p> 	<p>10. <u>Water experiment</u></p> 	<p>14. <u>practice insect song</u></p> 	<p>18. <u>Science experiment- buoyant force</u></p> 
	<p>3. <u>Review CLA lesson 4&amp;5 vocabulary:</u></p> <p><b>Quizlet</b></p>	<p>7. <u>Review and listen CLA lesson 6 text</u></p> 	<p>11. <u>Review and listen CLA lesson 7 text</u></p> 	<p>15. <u>Review and listen CLA lesson 8 text:</u></p> 	<p>19. <u>Complete IChinese reader assignment</u></p> 
	<p>4. <u>Movement break 1</u></p> 	<p>8. <u>Story time 1:</u></p>  <p>edpuzzle</p>	<p>12. <u>Movement break 2</u></p> 	<p>16. <u>Story time 2</u></p>  <p>edpuzzle</p>	<p>20. <u>Movement break 3</u></p> 



# E-Learning Day 1



英华小学二年级

雪假线上学习 第一天

二年\_\_\_\_\_班 姓名: \_\_\_\_\_



# E-Learning Day 1-中文

暑	假																		
外	婆																		
湖	边																		
景	色																		
歌	声																		
醒	来																		
傍	晚																		
绿	草	地																	
高	高	的	树																





# E-Learning Day 1-数学

## Adding 2-digit numbers in columns (with regrouping)

---

### Grade 2 Addition Worksheet

Find the sum.

$$\begin{array}{r} 1) \quad 15 \\ + \quad 99 \\ \hline \\ \hline \end{array}$$

$$\begin{array}{r} 2) \quad 52 \\ + \quad 78 \\ \hline \\ \hline \end{array}$$

$$\begin{array}{r} 3) \quad 74 \\ + \quad 67 \\ \hline \\ \hline \end{array}$$

$$\begin{array}{r} 4) \quad 6 \\ + \quad 85 \\ \hline \\ \hline \end{array}$$

$$\begin{array}{r} 5) \quad 97 \\ + \quad 56 \\ \hline \\ \hline \end{array}$$

$$\begin{array}{r} 6) \quad 84 \\ + \quad 36 \\ \hline \\ \hline \end{array}$$

$$\begin{array}{r} 7) \quad 54 \\ + \quad 88 \\ \hline \\ \hline \end{array}$$

$$\begin{array}{r} 8) \quad 74 \\ + \quad 96 \\ \hline \\ \hline \end{array}$$

$$\begin{array}{r} 9) \quad 98 \\ + \quad 93 \\ \hline \\ \hline \end{array}$$

$$\begin{array}{r} 10) \quad 19 \\ + \quad 92 \\ \hline \\ \hline \end{array}$$

$$\begin{array}{r} 11) \quad 53 \\ + \quad 67 \\ \hline \\ \hline \end{array}$$

$$\begin{array}{r} 12) \quad 44 \\ + \quad 98 \\ \hline \\ \hline \end{array}$$

$$\begin{array}{r} 13) \quad 92 \\ + \quad 8 \\ \hline \\ \hline \end{array}$$

$$\begin{array}{r} 14) \quad 54 \\ + \quad 57 \\ \hline \\ \hline \end{array}$$

$$\begin{array}{r} 15) \quad 44 \\ + \quad 78 \\ \hline \\ \hline \end{array}$$

$$\begin{array}{r} 16) \quad 81 \\ + \quad 39 \\ \hline \\ \hline \end{array}$$

$$\begin{array}{r} 17) \quad 87 \\ + \quad 95 \\ \hline \\ \hline \end{array}$$

$$\begin{array}{r} 18) \quad 86 \\ + \quad 54 \\ \hline \\ \hline \end{array}$$

$$\begin{array}{r} 19) \quad 48 \\ + \quad 92 \\ \hline \\ \hline \end{array}$$

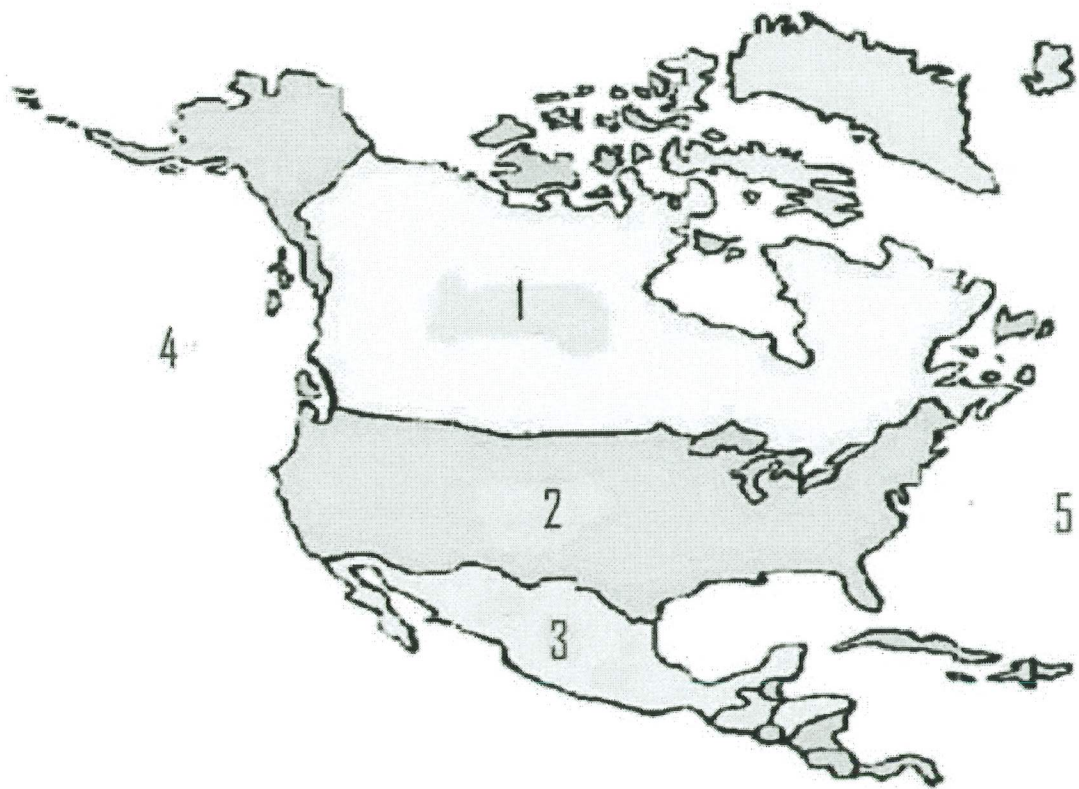
$$\begin{array}{r} 20) \quad 61 \\ + \quad 99 \\ \hline \\ \hline \end{array}$$



# E-Learning Day 1-社会

1. 请把正确的数字填在相应的位置上。

\_\_\_\_ 墨西哥      \_\_\_\_ 太平洋      \_\_\_\_ 美国  
\_\_\_\_ 加拿大      \_\_\_\_ 大西洋





## E-Learning Day 1-自然



三月、四月和五月是  
(春/夏/秋/冬)天,

天气很

(炎热/温暖/凉爽/寒冷)。

在春天,我可以种花,也  
可以去放风筝。

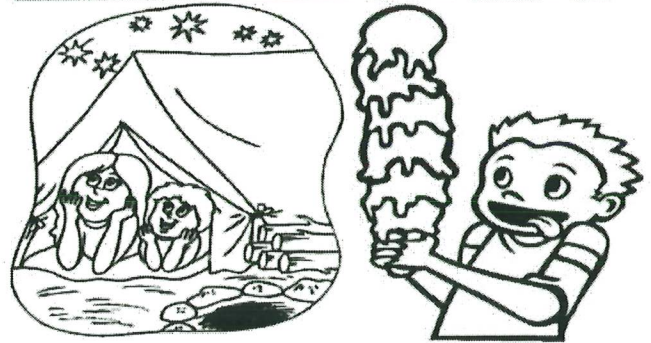



六月、七月和八月是  
(春/夏/秋/冬)天,

天气很

(炎热/温暖/凉爽/寒冷)。

在夏天,我可以游泳,也  
可以去露营。





# E-Learning Day 2



英华小学二年级

雪假线上学习 第二天

二年\_\_\_\_\_班 姓名: \_\_\_\_\_





## E-Learning Day 2-中文

请你想一想美国有多少个州? \_\_\_\_\_

请你画一画明尼苏达州和你的家:

--	--

你知道明尼苏达州的球队吗? 请你连一连。

森林狼  
篮球队

荒野  
冰球队

双城  
棒球队

维京人  
足球队





# E-Learning Day 2-数学

## Subtracting 2-digit numbers, with regrouping

### Grade 2 Subtraction Worksheet

Find the difference.

$$\begin{array}{r} 1. \quad 25 \\ - 16 \\ \hline \\ \hline \end{array}$$

$$\begin{array}{r} 2. \quad 25 \\ - 19 \\ \hline \\ \hline \end{array}$$

$$\begin{array}{r} 3. \quad 54 \\ - 26 \\ \hline \\ \hline \end{array}$$

$$\begin{array}{r} 4. \quad 34 \\ - 29 \\ \hline \\ \hline \end{array}$$

$$\begin{array}{r} 5. \quad 87 \\ - 49 \\ \hline \\ \hline \end{array}$$

$$\begin{array}{r} 6. \quad 71 \\ - 63 \\ \hline \\ \hline \end{array}$$

$$\begin{array}{r} 7. \quad 35 \\ - 19 \\ \hline \\ \hline \end{array}$$

$$\begin{array}{r} 8. \quad 61 \\ - 49 \\ \hline \\ \hline \end{array}$$

$$\begin{array}{r} 9. \quad 58 \\ - 49 \\ \hline \\ \hline \end{array}$$

$$\begin{array}{r} 10. \quad 68 \\ - 39 \\ \hline \\ \hline \end{array}$$

$$\begin{array}{r} 11. \quad 63 \\ - 18 \\ \hline \\ \hline \end{array}$$

$$\begin{array}{r} 12. \quad 87 \\ - 59 \\ \hline \\ \hline \end{array}$$




## E-Learning Day 2-社会

2. 请你填空并给国旗上色。

美国的国旗上有\_\_\_\_颗星星，\_\_\_\_个条纹。

美国的国旗有\_\_\_\_种颜色：\_\_\_\_色，蓝色，和\_\_\_\_色。





## E-Learning Day 2-自然





九月、十月和十一月是  
(春/夏/秋/冬)天,

天气很

(炎热/温暖/凉爽/寒冷)。


在秋天,我可以过万圣节,  
也可以去爬山。



十二月、一月和二月  
是(春/夏/秋/冬)

天,天气很


(炎热/温暖/凉爽/寒  
冷)。在冬天,我可以  
去滑雪和滑冰。







# E-Learning Day 3



英华小学二年级

雪假线上学习 第三天

二年\_\_\_\_\_班 姓名: \_\_\_\_\_



## E-Learning Day 3-中文

四. 读两遍课文给爸爸妈妈听 (Read lesson three to your parents two times)

Parent Signature: \_\_\_\_\_

### 我的家

我家有五个人，有爸爸、妈妈、一个哥哥、一个姐姐，还有我。

我的爸爸是厨师，他在餐厅工作，他会做很多好吃的菜。我的妈妈是护士，她在医院工作，她很会照顾病人。

我的哥哥是五年级的学生，姐姐是四年级的学生，我是二年级的学生。我们每天早上一起去学校上学，下午放学后，我们一起做功课。

爸爸每天做晚餐给我们吃，妈妈陪我们练琴。每天晚上，吃过晚餐后，全家人会去公园散步，我们一边散步，一边聊天，这是我最快乐的时光。



# E-Learning Day3 -数学

## Multiplication Tables - 2 & 3

---

### Grade 2 Multiplication Worksheet

Find the product.

1.  $5 \times 2 =$  \_\_\_\_\_

2.  $6 \times 3 =$  \_\_\_\_\_

3.  $6 \times 2 =$  \_\_\_\_\_

4.  $7 \times 3 =$  \_\_\_\_\_

5.  $8 \times 3 =$  \_\_\_\_\_

6.  $4 \times 2 =$  \_\_\_\_\_

7.  $9 \times 2 =$  \_\_\_\_\_

8.  $1 \times 3 =$  \_\_\_\_\_

9.  $9 \times 3 =$  \_\_\_\_\_

10.  $3 \times 2 =$  \_\_\_\_\_

11.  $4 \times 3 =$  \_\_\_\_\_

12.  $7 \times 2 =$  \_\_\_\_\_

13.  $2 \times 2 =$  \_\_\_\_\_

14.  $1 \times 2 =$  \_\_\_\_\_

15.  $3 \times 3 =$  \_\_\_\_\_

16.  $2 \times 3 =$  \_\_\_\_\_

17.  $8 \times 2 =$  \_\_\_\_\_

18.  $5 \times 3 =$  \_\_\_\_\_

19.  $4 \times 3 =$  \_\_\_\_\_

20.  $4 \times 3 =$  \_\_\_\_\_



# E-Learning Day3-社会： 请你连一连




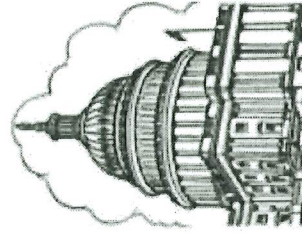

美国最大的城市

美国最长的河流

美国首都

美国国花

美国国鸟



纽约市

密西西比河

玫瑰

华盛顿







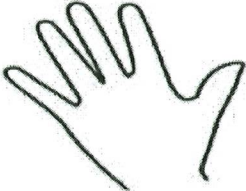



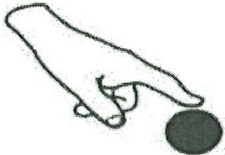




白头鹰





# E-Learning Day3-自然： 请写出五种感觉的中文，再连一连。

视觉，味觉，触觉，听觉，嗅觉。

<input type="text"/>			
<input type="text"/>			
<input type="text"/>			
<input type="text"/>			
<input type="text"/>			



# E-Learning Day 4



英华小学二年级

雪假线上学习 第四天

二年\_\_\_\_\_班 姓名: \_\_\_\_\_



# E-Learning Day 4-中文

## 二. 看图选一选:

( )

1. 警察 厨师 老师 护士 学生



( )

2. 警察 厨师 老师 护士 学生



( )

3. 警察 厨师 老师 护士 学生



( )

4. 警察 厨师 老师 护士 学生



( )

5. 警察 厨师 老师 护士 学生



( )

6. 练琴 做晚餐 照顾病人 上学





# E-Learning Day 4-数学

## Skip counting by 2's (odds)

Grade 2 Number Chart Worksheet

Count by 2 from 1 to 127

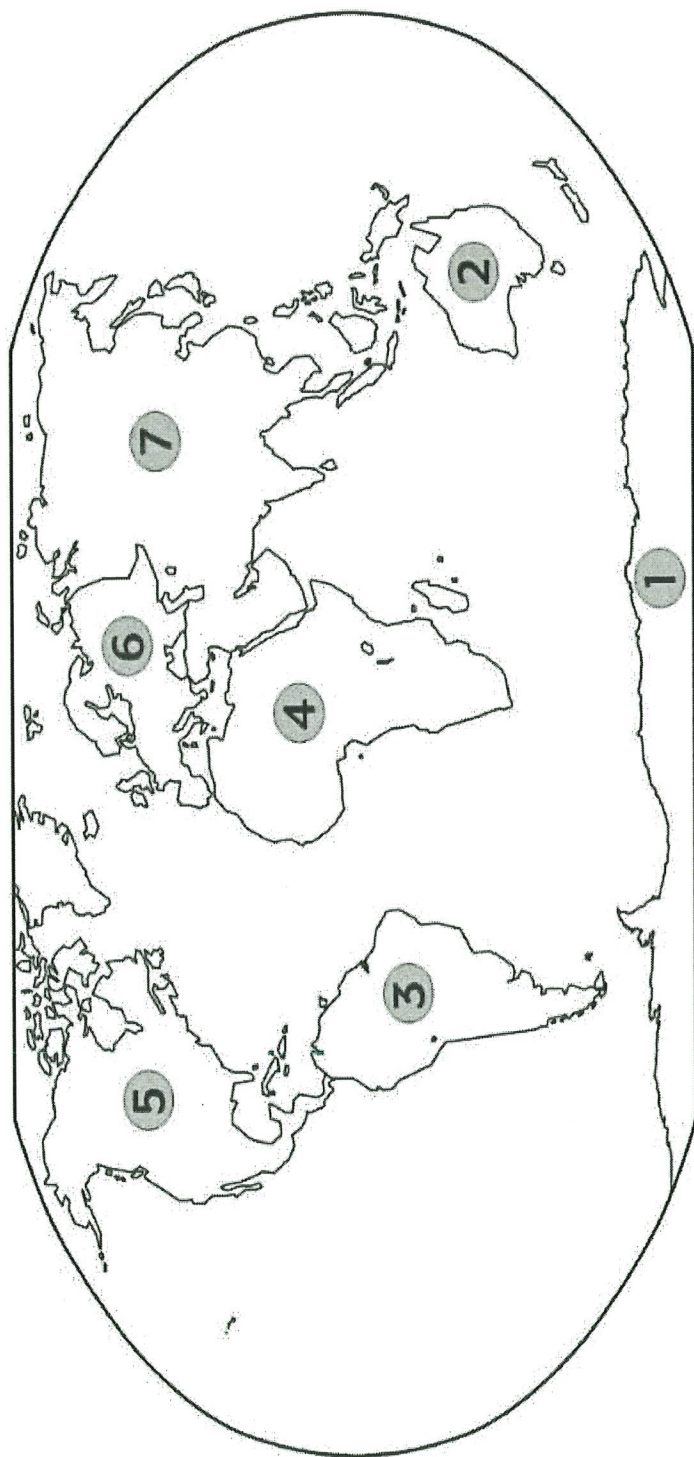
1	3	5			11		
17	19			25	27	29	
33				41		45	
			55	57			
65	67	69	71	73	75		
81				89			95
97	99	101	103		107		
	115	117	119	121	123		127





# E-Learning Day 4-社会

一、下面的数字代表哪个洲？请把数字写到相应的线上。




非洲 \_\_\_\_\_ 欧洲 \_\_\_\_\_ 南美洲 \_\_\_\_\_ 北美洲 \_\_\_\_\_

南极洲 \_\_\_\_\_ 大洋洲 \_\_\_\_\_ 亚洲 \_\_\_\_\_



E-Learning Day 4-自然： 请你写一写，画一画水循环：

蒸发, 凝结, 降水, 回流





# E-Learning Day 5



英华小学二年级  
雪假线上学习 第五天

二年\_\_\_\_\_班 姓名: \_\_\_\_\_



# E-Learning Day 5-中文

小朋友，请你走 → 或 ↓ 的方向找到下面这十个字：

穿衣服，换季，秋天，咖啡色，南瓜派，  
季节，南瓜派，树叶，蝴蝶，邀请

星	星	穿	衣	服	英	华	小	学
蝴	蝶	彩	色	换	雪	鞋	邀	请
蝶	蓝	红	彩	季	季	节	夏	天
结	色	色	秋	咖	天	空	南	骑
黑	派	对	天	啡	树	叶	瓜	单
色	南	瓜	排	色	池	塘	派	车

请你用上面三个造词写一个长长的句子：

---

---

---





# E-Learning Day 5-数学

## Skip counting by 2's

Grade 2 Number Chart Worksheet


Count by 2 from 2 to 128

2	4		8		12		
				26	28	30	
	36	38				46	48
		54	56		60	62	
	68		72	74	76	78	
	84	86		90	92		96
		102	104	106		110	
114	116		120		124		128




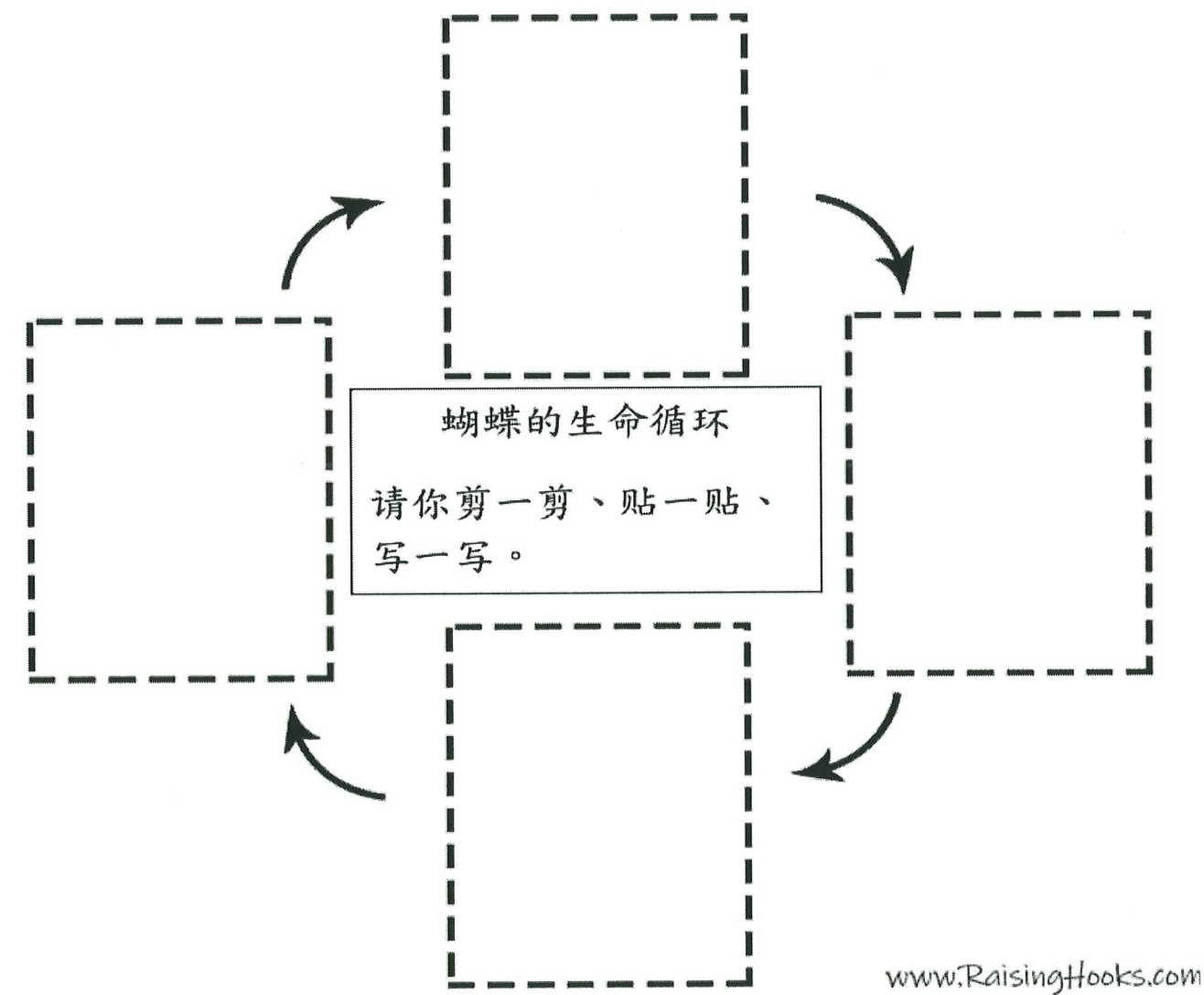
# E-Learning Day 5-社会

请你把中国四大发明涂上颜色：





# E-Learning Day 5-自然



你会用到的字：卵，毛毛虫，蛹，蝴蝶



## Grade 2 ELA Choice Board

Name: \_\_\_\_\_ #: \_\_\_\_\_ Class: \_\_\_\_\_

- Please complete **at least 2 out of the 4 choices** per E-Learning Day

Day 1	Day 2	Day 3	Day 4	Day 5
Read a book & take an <u>AR Quiz</u>	<u>Story Elements</u>	Read a book & take an <u>AR Quiz</u>	<u>Fact or Opinion</u>	Complete 20 minutes of <u>Lexia</u>
<u>Nouns (Circle the nouns)</u>	Read a book & take an <u>AR Quiz</u>	<u>Cause &amp; Effect</u>	Complete 20 minutes of <u>Lexia</u>	<u>Prediction</u>
Complete 20 minutes of <u>Lexia</u>	<u>Nouns: Common and Proper</u>	Complete 20 minutes of <u>Lexia</u>	Read a book & take an <u>AR Quiz</u>	<u>Verbs and Nouns</u>
<u>Main Idea "Luca's Grandpa"</u>	Complete 20 minutes of <u>Lexia</u>	<u>Singular and plural nouns</u>	<u>Irregular Plural Nouns</u>	Read a book & take an <u>AR Quiz</u>





## Parts of speech: Nouns

### Grade 2 Nouns Worksheet

*Nouns are a person,  
a place or a thing.*

Circle the nouns in each sentence.

The firemen rescued the cat from the tree.

My friends and I are going to the movies.



My friend likes to read books about fairies.

Mom and dad are going out for dinner.

Our teacher gave us homework.

My sock has a hole in it.



The book has a blue cover.





Reading Comprehension Worksheet

**Practice**

A parent or tutor should read to the student and help the student to record their answers.

~~~~~

The **main idea** of a story is what the whole story is *mostly about*.

The **details** are *small pieces of information* that make the story more interesting.

~~~~~

Listen to this story. Think about what the whole story is *mostly about*.

Luca's grandpa lives on a farm. His grandpa has a big garden, and many animals. When Luca was little, he was afraid of the chickens. When he helped his grandpa feed the chickens, the chickens chased him, crying, "Cluck, cluck, cluck!" But his grandpa showed him how to shoo the chickens away with his hand, saying, "Shoo chicks, shoo chicks!" Luca still doesn't like the chickens much, but he isn't afraid of them now. He feels very grown up.

1. What is this whole story mostly about? Circle your answer.

Grandpa's garden	Luca and the chickens	Luca's favorite animal
------------------	-----------------------	------------------------

2. Which of these is a small piece of information from the story that makes the story more interesting? Circle your answer.

Luca drew a picture of the farm.	Luca helped pick the vegetables.	The chickens said "Cluck, cluck, cluck!"
----------------------------------	----------------------------------	--



Listen to this story. Think about what the whole story is *mostly about*.

Alex's grandpa lives in a big city, on the 18<sup>th</sup> floor of an apartment building. From his grandpa's windows, Alex can see the whole city. Alex used to be afraid to look out the windows, because they were up so high. But his grandpa would sit with Alex, and point out all the interesting things in the city. Now Alex likes to look out his grandpa's windows. He can see the library, and the train station, and the park. He feels very grown up.

3. What is this whole story mostly about? Circle your answer.

Alex takes a train ride	Alex rides the elevator	Alex and his grandpa's windows
-------------------------	-------------------------	--------------------------------

4. Which of these is a small piece of information from the story that makes the story more interesting? Circle your answer.

Grandpa's apartment is on the 18 <sup>th</sup> floor.	The train station is a busy place.	There is an elevator in Alex's grandpa's building.
---	------------------------------------	--

~~~~~

5. Make up one more detail that would make this story even more interesting.

---





## Story elements

Day 2

### Reading Comprehension Worksheet

#### Practice

A parent or tutor should read to the student and help the student to record their answers.

~~~~~

Stories have a beginning, a middle, and an ending.

The beginning of a story tells you *who* the story is mostly about, and *where* the story mostly takes place.

The **characters** are *who* the story is mostly about.

The **setting** is *where* the story mostly takes place.

The middle of a story tells you the *things that happen* in the story.

The **events** are the *things that happen* in the story.

The **plot** is *all of the events* in the story. The plot usually includes some kind of *problem*.

The ending of a story tells *how the problem is solved*.

The **problem solution** is *how the problem is solved*.

~~~~~

Think about these story elements as you listen to this story.

#### The Littlest Dragon

The littlest dragon on the mountain was called Sparkle, because his hide was pure white, and sparkly. Some of the dragons were blue, some were green, and some were red. But Sparkle was the only all-white dragon in their group.

One sunny day, Sparkle climbed up to the top of the mountain. He sat down on a big rock and looked out at the ocean. The mountain was on an island with long sandy beaches. Sparkle shook his head. He was worried. It was almost time for their group of dragons to fly south for the winter, and Sparkle had not yet learned to fly. His mom had tried to teach him. His dad had tried to teach him. His big sister had tried to teach him. But every time Sparkle jumped up and flapped his wings, he just tumbled down the hill.





Sparkle heard a sound, and turned to look. A gray seagull had flown down, and was perched on the rock beside the little dragon. It was a big seagull, but compared to Sparkle it was quite small. The seagull was about as big as one of Sparkle's feet.

"Why were you shaking your head?" the seagull asked.

"I have a bit of a problem," said Sparkle. "But who are you?"

"I am Sage," the seagull said. "I am called Sage because I am very wise. What is your problem? Maybe I can help you with it."

Sparkle lowered his large head. "I can't learn to fly," he said.

"Everyone has tried to teach me. But when I jump up in the air, I just tumble down the hill."

Sage moved his head slowly up and down, thinking. Then he looked at Sparkle. "Will you show me your take-off?" he asked.

Sparkle stood up. He jumped as hard as he could and started flapping his wings. He tumbled down the hill.

Again Sage moved his head slowly up and down. "I think I have the answer!" Sage cried. "You're trying to push yourself up with your legs. You have to pull yourself up with your wings! You have to start by raising your wings up high. Then move your wings down hard. You only have to jump a little bit."

Sparkle climbed back up the hill. He looked at Sage for a minute. He raised his wings up high. Then he pushed his wings down hard, and jumped just a little bit. He felt the air moving under his wings, and he flapped them some more. Then he stretched his wings out and soared. Sparkle was flying!

Sage flew up and joined his new friend, Sparkle. They flew up high. They flew down close to the ocean. They sailed around in circles.

After a while, Sage called, "Time for me to go home, Sparkle!"

"Goodbye, Sage!" Sparkle called back. "And thank you for this gift of flying! You are very wise!"

Now let's think about the **story elements**.

1. **Characters:** *Who* is this story mostly about?

|             |                  |                     |
|-------------|------------------|---------------------|
| Blue Dragon | Sparkle and Sage | Sparkle and his mom |
|-------------|------------------|---------------------|

2. **Setting:** *Where* does this story mostly take place?

|               |            |               |
|---------------|------------|---------------|
| in the desert | on a beach | on a mountain |
|---------------|------------|---------------|



3. **Problem:** What problem does one story character have?

|                                                                 |                                                        |                                    |
|-----------------------------------------------------------------|--------------------------------------------------------|------------------------------------|
| Sparkle cannot fly, and it is time to fly south for the winter. | Sparkle is afraid to climb to the top of the mountain. | Sparkle does not have any friends. |
|-----------------------------------------------------------------|--------------------------------------------------------|------------------------------------|

4. **Event 1:** Which event happens first in this story?

|                                                       |                                            |                                     |
|-------------------------------------------------------|--------------------------------------------|-------------------------------------|
| Sparkle shows Sage how he jumps when he tries to fly. | Sparkle climbs to the top of the mountain. | Sage comes and sits beside Sparkle. |
|-------------------------------------------------------|--------------------------------------------|-------------------------------------|

5. **Event 2:** Which event happens second in this story?

|                                                       |                                            |                                     |
|-------------------------------------------------------|--------------------------------------------|-------------------------------------|
| Sparkle shows Sage how he jumps when he tries to fly. | Sparkle climbs to the top of the mountain. | Sage comes and sits beside Sparkle. |
|-------------------------------------------------------|--------------------------------------------|-------------------------------------|

6. **Event 3:** Which event happens third in this story?

|                                                       |                                            |                                     |
|-------------------------------------------------------|--------------------------------------------|-------------------------------------|
| Sparkle shows Sage how he jumps when he tries to fly. | Sparkle climbs to the top of the mountain. | Sage comes and sits beside Sparkle. |
|-------------------------------------------------------|--------------------------------------------|-------------------------------------|

7. **Problem Solution:** How is one of the character's problem solved?

|                                |                                                       |                                                            |
|--------------------------------|-------------------------------------------------------|------------------------------------------------------------|
| Sage shows Sparkle how to fly. | Sage tells Sparkle to pull himself up with his wings. | Sage tells Sparkle not to worry about learning how to fly. |
|--------------------------------|-------------------------------------------------------|------------------------------------------------------------|



8. How does thinking about **story elements** help you to understand the story better?

---



---




## Common and proper nouns

### Grade 2 Nouns Worksheet

Underline proper nouns and double underline common nouns.

- 1) Mr. Brown walked his dog down the street.
- 2) Before crossing Main Street, look both ways.
- 3) Tanner is younger than his brother.
- 4) Mrs. Smith teaches students how to read.
- 5) My dad took us to the restaurant.
- 6) After dinner, we will go to Centennial Park.
- 7) I like the food at Maroni's.
- 8) The team will play in the Grand Stadium!
- 9) The train will stop at Union Station.
- 10) Mr. McCready visits his mother every week.

*Proper nouns are names for a particular person, place or thing:  
Mrs. Phillips,  
Buckingham Palace*







## Cause and effect

### Reading Comprehension Worksheet

### Practice

A parent or tutor should read to the student and help the student to record their answers.

~~~~~

**Cause and effect** are about how one thing can cause something else to happen.

The **cause** is *why* something happened.

The **effect** is *what* happened.

~~~~~

Here are some examples of **cause and effect**.  
Circle the most likely **effect** of each **cause**.

| cause                                                                                                                                   | effect                                                   |
|-----------------------------------------------------------------------------------------------------------------------------------------|----------------------------------------------------------|
| 1. When Luca was little, he was afraid of the chickens on his grandpa's farm.<br>What happened because Luca was afraid of the chickens? | Luca's friend came to visit.                             |
|                                                                                                                                         | Luca's grandpa showed him how to shoo the chickens away. |

| cause                                                                                                                                                             | effect                                       |
|-------------------------------------------------------------------------------------------------------------------------------------------------------------------|----------------------------------------------|
| 2. Luca learned to shoo the chickens away by waving his hand, saying "Shoo chicks, shoo chicks!"<br>What happened because Luca learned to shoo the chickens away? | Luca wasn't afraid of the chickens any more. |
|                                                                                                                                                                   | Luca played with his grandpa's dog.          |





| cause                                                                                                                                                        | effect                                                                 |
|--------------------------------------------------------------------------------------------------------------------------------------------------------------|------------------------------------------------------------------------|
| 3. Alex's grandpa lives on the 18 <sup>th</sup> floor of an apartment building.<br>What happened because Alex's grandpa lived on the 18 <sup>th</sup> floor? | When Alex was little, he was afraid to look out his grandpa's windows. |
|                                                                                                                                                              | Alex's grandpa took him to the library.                                |

| cause                                                                                                                                                                    | effect                                               |
|--------------------------------------------------------------------------------------------------------------------------------------------------------------------------|------------------------------------------------------|
| 4. Alex's grandpa sat with him at the window, and showed him all the interesting things in the city.<br>What happened because Alex's grandpa sat with him at the window? | Alex played with his toy cars.                       |
|                                                                                                                                                                          | Alex wasn't afraid to look out the windows any more. |



5. Here is a **cause**: Luca thanked his grandpa for showing him how to shoo the chickens away.  
 What might be an **effect**?

---

6. Here is a **cause**: Alex asked his grandpa to tell him more about the things they could see out his grandpa's windows.  
 What might be an **effect**?

---



## Singular and plural nouns

### Grade 2 Nouns Worksheet

*Singular: A cat climbs.  
Plural: Two cats climb.*

Underline the noun and write "S" if it is singular or "P" if it is plural.

1) Where is my book? \_\_\_\_\_ S \_\_\_\_\_

2) Your shoes are red. \_\_\_\_\_

3) There is one person missing. \_\_\_\_\_

4) Clean your room. \_\_\_\_\_

5) Can you walk the dog? \_\_\_\_\_

6) Put your clothes away. \_\_\_\_\_

7) Your boots are dirty! \_\_\_\_\_



8) The cat is lazy. \_\_\_\_\_

9) We will buy four tickets. \_\_\_\_\_

10) Children, please sit down. \_\_\_\_\_





## Fact and opinion

Day 4

### Reading Comprehension Worksheet

#### Practice

A parent or tutor should read to the student and help the student to record their answers.

~~~~~

If something is *true*, or it *really happened*, it is a **fact**.

If something is *what someone thinks or believes*, it is an **opinion**.

~~~~~

Listen to the story. Think about what parts are **fact** and what parts are **opinion**.

Purple is Mack's favorite color. Mack uses his purple marker to draw purple cows under purple trees. He draws purple people playing with purple puppies. He thinks his purple pictures look funny. One day, Mack's purple marker went dry. He looked at his other markers. Then he went and got his purple crayon. None of the other colors were quite as funny as purple.

Circle the word "fact" if it is *true* or it *really happened* in the story. Circle the word "opinion" if it is *what someone thinks or believes*.

1. Mack draws purple people playing with purple puppies.      fact      opinion
2. Mack thinks his purple pictures look funny.      fact      opinion



Listen to the story. Think about what parts are **fact** and what parts are **opinion**.

Robert is sure that his blue shirt is lucky. He wore his blue shirt on the day of the spelling bee, and he won. He was wearing his lucky shirt when his family went to the beach, and he found a lot of seashells. Robert's mom says it is silly to believe that a shirt can be lucky, but Robert is still sure that it is.

Listen to these parts of the story.  
 Circle the word "fact" if it is *true* or it *really happened* in the story.  
 Circle the word "opinion" if it is *what someone thinks or believes*.

- |                                                 |      |         |
|-------------------------------------------------|------|---------|
| 3. Robert won the spelling bee.                 | fact | opinion |
| 4. Robert is sure that his blue shirt is lucky. | fact | opinion |

Listen to the story. Think about what parts are **fact** and what parts are **opinion**.

Leon's big brother plays on a baseball team. Leon goes to his brother's games. Sometimes his brother plays first base, and sometimes he is the pitcher. Leon is proud of his brother. He thinks his brother is the best player on the team.

Listen to these parts of the story.  
 Circle the word "fact" if it is *true* or it *really happened* in the story.  
 Circle the word "opinion" if it is *what someone thinks or believes*.

- |                                                            |      |         |
|------------------------------------------------------------|------|---------|
| 5. Leon thinks his brother is the best player on the team. | fact | opinion |
| 6. Leon's brother plays on a baseball team.                | fact | opinion |

7. What is one other **fact** from the story about Leon?

---





## Grade 2 Nouns Worksheet

Match the singular and plural nouns.



man

child

deer

leaf

wolf

mouse

fish

tooth

mice

teeth

men

fish

children

deer

wolves

leaves







## Prediction

Day 5

### Reading Comprehension Worksheet

## Practice

A parent or tutor should read to the student and help the student to record their answers.

~~~~~


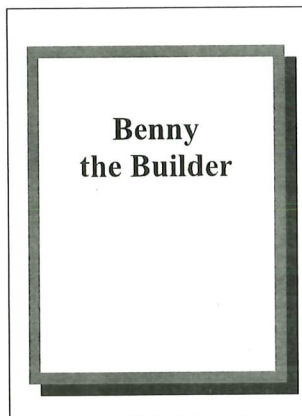
Making a **prediction** is guessing *what happens next*.

The title of a book can help you guess what you will see inside it.

~~~~~


Listen to the title of the book. Then look at the pictures to guess what you will see *inside the book*.

1. Circle the picture that shows a good guess about *what you will see inside the book*.







2. Circle the picture that shows a good guess about *what you will see inside the book*.



3. Circle the picture that shows a good guess about *what you will see inside the book*.



4. Here is another book title. What is a good guess about what you will see inside the book?





# Identifying verbs and nouns

Day 5

## Grade 2 Verbs Worksheet

Circle the verbs and underline the nouns.

*Hint:*  
*Verbs are 'doing' words.*  
*Nouns are people, places or things.*

|        |            |         |
|--------|------------|---------|
| sell   | <u>toe</u> | foot    |
| eat    | read       | book    |
| window | wall       | watch   |
| lamp   | sit        | table   |
| floor  | ○ wash     | hair    |
| teeth  | clean      | shelves |
| turn   | throw      | carpet  |
| kick   | climb      | hang    |
| drawer | remove     | enter   |



