

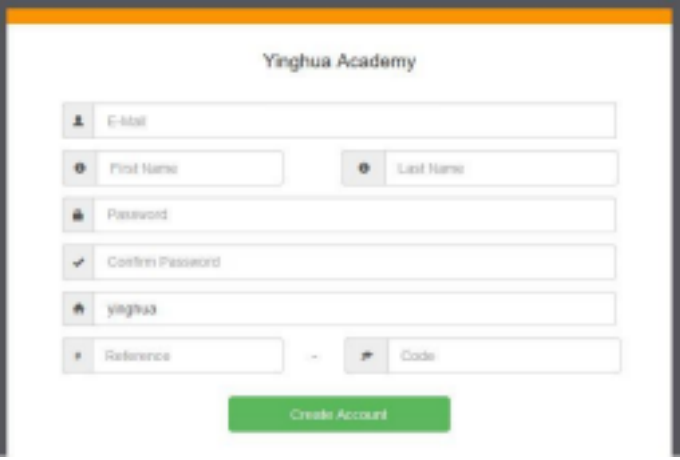
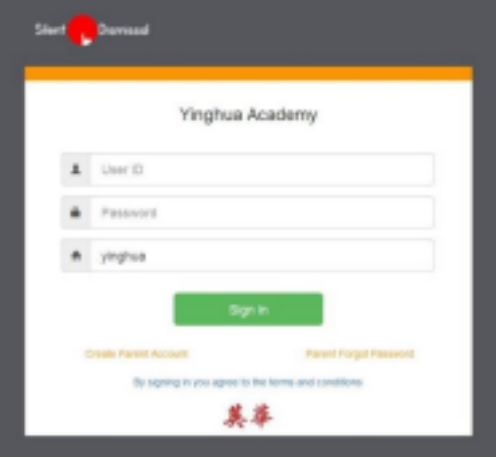
Silent Dismissal Guide

SETTING UP A NEW ACCOUNT

- Silent Dismissal is the online tool that parents use to tell the school how they want their children dismissed at the end of the day. This helps keep your kids safe!
- Using Silent Dismissal is mandatory – that means every family must use the tool to set where their children go at dismissal time.
- If your child does the same thing every day at dismissal time, you only need to set this once, and you don't need to touch it again until you need to make a change!

Set up your Silent Dismissal account for the first time

On a computer, phone or tablet, go to yinghua.sdcs6.com. Click **Create Parent Account**.



Add email
 Add name
 Create password
Reference and Code come from your printed Dismissal Number card.



Number – 10 characters
 The number is your REFERENCE The string of 10 characters is your CODE



your Dismissal Number

There is a REFERENCE and CODE for each child. Add the first one, then press CREATE ACCOUNT.

Set up accounts for additional children

Virginia Academy
1910 Northpark Boulevard
Winchester, VA 24391


Contact
Cathy Hinton
954.399.1232 | cathy@virginiaacademy.org
(800) 748.6688

Account Profile

First Name	Last Name	Roll ID	Roll Desc	Status	Notes
Jane	Jane	100	100	Active	Cancel

Account Balance

On the left side of the Account Profile page, look for



Click the plus sign to add your next REFERENCE and CODE.