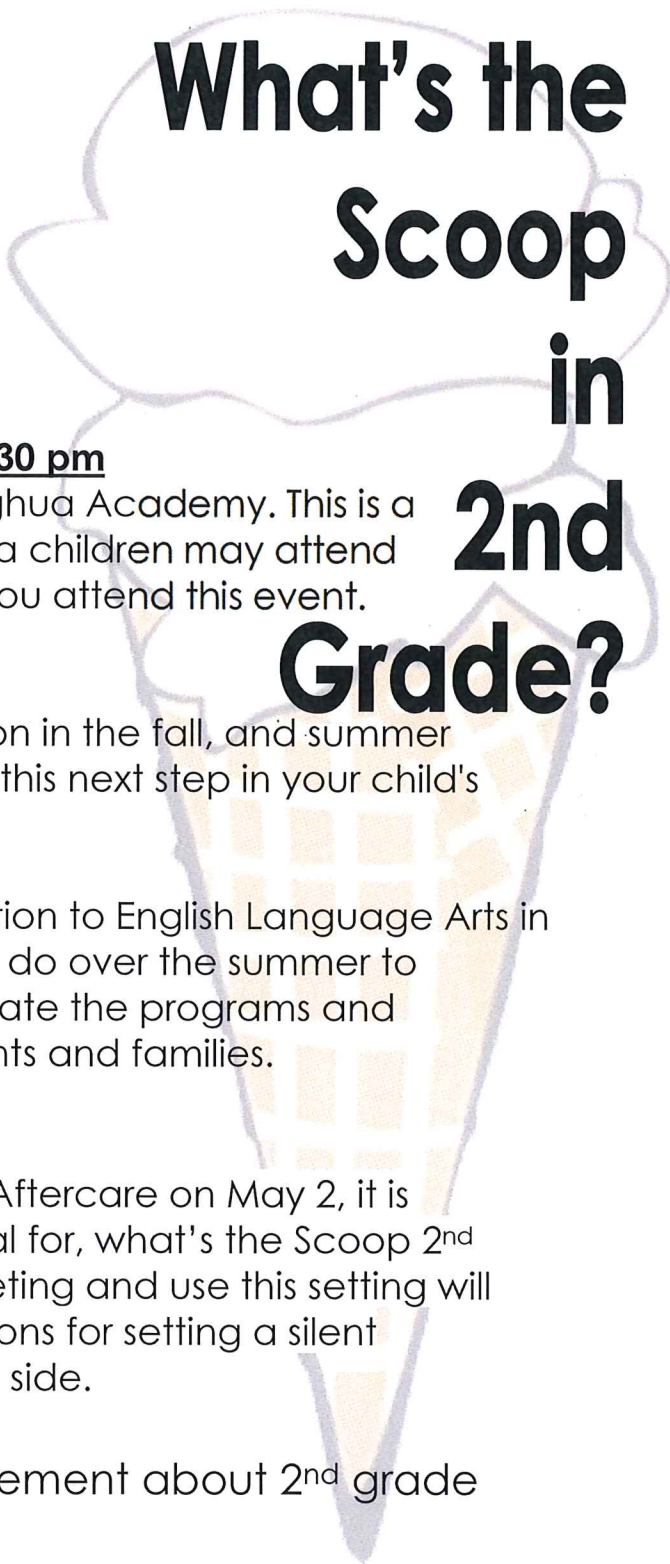


What's the Scoop in 2nd Grade?



Dear Parents of Yinghua First Graders,

Ni Hao Meets Hello!

Please join us on **Thursday, May 2, 4:30-5:30 pm** to learn the "scoop" on 2nd grade at Yinghua Academy. This is a parent/guardian only event. Your Yinghua children may attend Aftercare on Thursday, free of charge if you attend this event.

Second grade is a BIG year at Yinghua! Your child will begin daily English instruction in the fall, and summer break is the perfect time to get ready for this next step in your child's education at Yinghua.

Our English team will provide an introduction to English Language Arts in lower school. You will learn what you can do over the summer to prepare for the fall and to begin to navigate the programs and resources we have in place for our students and families.

- **Please Set Silent Dismissal-** To receive free Aftercare on May 2, it is imperative that you set your dismissal for, what's the Scoop 2nd grade. Families who attend the meeting and use this setting will be eligible for free aftercare. Directions for setting a silent dismissal override are on the reverse side.


We look forward to sharing our excitement about 2nd grade with you!

Sue Berg & Luyi Lien

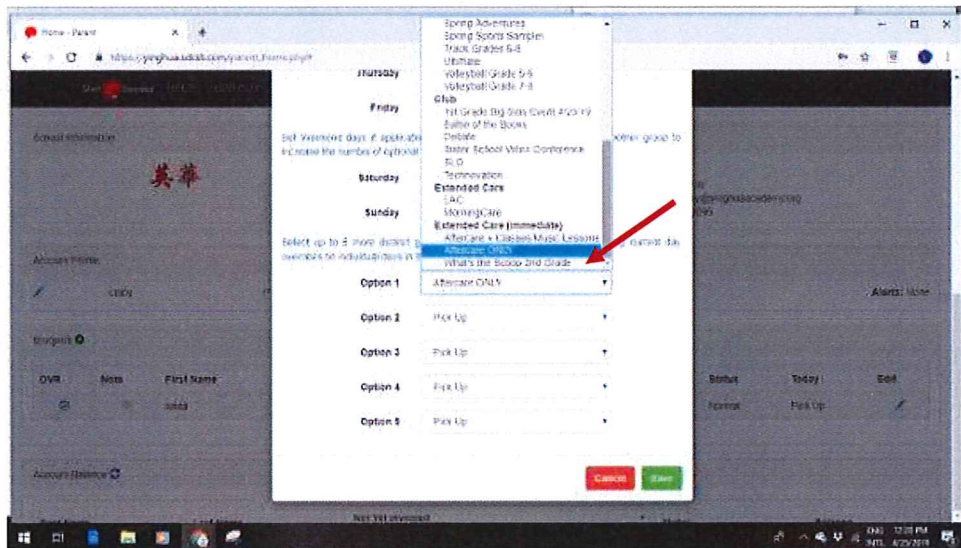
Setting a Silent Dismissal Override for free Aftercare for What's the Scoop in 2nd Grade

Set this up any day prior to May 2, BEFORE 2:45. After 2:45 each day, the system is locked.

1. Add a new option to your override menu: Log into Silent Dismissal. On the RIGHT side of the profile screen, click on the blue pencil icon to edit your choices.



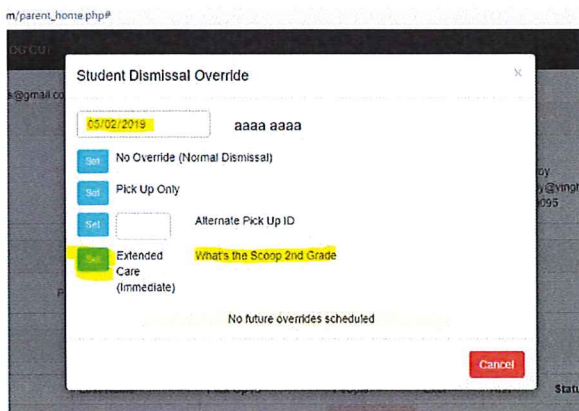
2. Scroll down to the bottom of the page, and you'll see five blanks where you can add OPTIONS. On any one of those Option fields, use the drop down and go to nearly the bottom to the option **What's the Scoop 2nd Grade**. Select that one, and then at the very bottom, click **SAVE**. Now you've made this an option that's available to you.



3. Back on the Silent Dismissal profile page, look for the blue clock icon on the LEFT side marked OVR (override). Click it to bring up your Override menu.



4. At the top of the page, set the date to 05/02/2019. Click the SET button for What's the Scoop 2nd Grade.



When you set an override in Silent Dismissal, it takes the place of your regular setting for the specified day. At the end of that day, it disappears, so you don't have to worry about changing your settings back to normal for the next Thursday.