

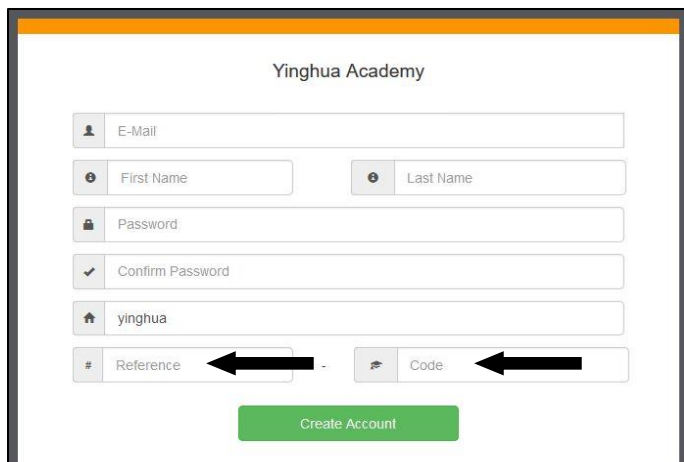
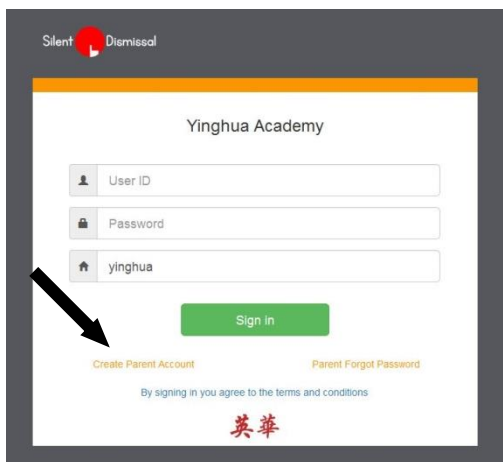
Silent Dismissal Guide

SETTING UP A NEW ACCOUNT

- Silent Dismissal is the online tool that parents use to tell the school how they want their children dismissed at the end of the day. This helps keep your kids safe!
- Using Silent Dismissal is mandatory – that means every family must use the tool to set where their children go at dismissal time.
- If your child does the same thing every day at dismissal time, you only need to set this once, and you don't need to touch it again until you need to make a change!

Set up your Silent Dismissal account for the first time

On a computer, phone or tablet, go to www.yinghua.sdcs6.com. Click **Create Parent Account**.



Add email
Add name
Create password

Reference and **Code** come from your printed Dismissal Number card.

Get the Silent Dismissal app on Google Play and Apple App Store. School Code: yinghua Domain: sdcs6 aaaa aaaa [831-6MNqZHdfa] {Chen}

↓ ↓

Number – 10 characters

The number is your REFERENCE
The string of 10 characters is your CODE

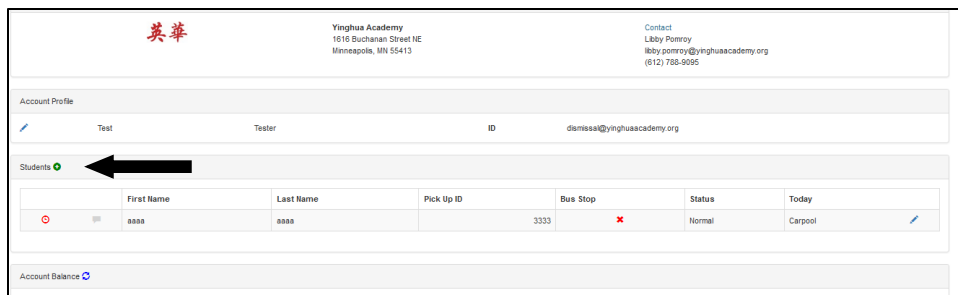
Silent Dismissal (<http://www.silentdismissal.com>)




This is your Dismissal Number

There is a REFERENCE and CODE for each child. Add the first one, then press CREATE ACCOUNT.

Set up accounts for additional children



On the left side of the Account Profile page, look for



Click the plus sign to add your next REFERENCE and CODE.