

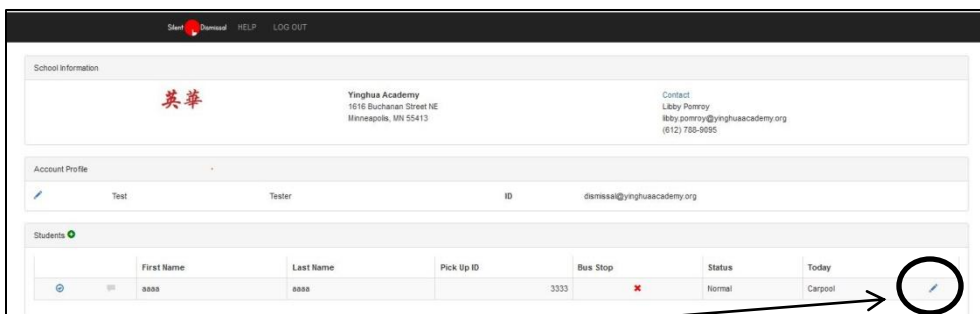
Silent Dismissal Guide


SCHEDULING AFTERCARE

- Silent Dismissal is the online tool that parents use to tell the school how they want their children dismissed at the end of the day. This helps keep your kids safe!
- Using Silent Dismissal is mandatory – that means every family must use the tool to set where their children go at dismissal time.
- If your child does the same thing every day at dismissal time, you only need to set this once, and you don't need to touch it again until you need to make a change!
- Just set Silent Dismissal to Aftercare ONLY on days you need it. That's all you need to do!

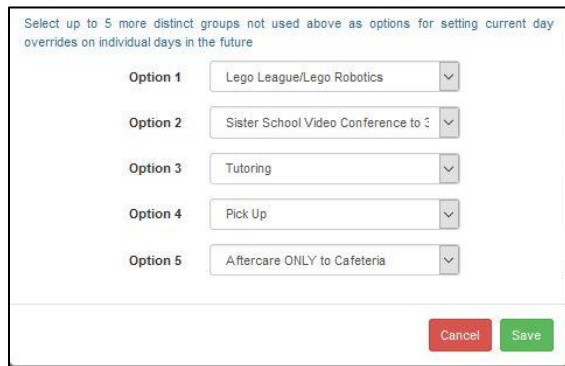
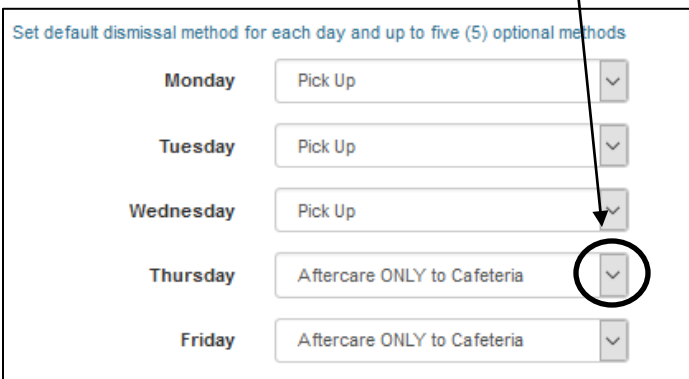
Scheduling Aftercare on the same days each week

Sign in to Silent Dismissal at yinghua.sdcs6.com. Use your email as the User ID. Enter your password.

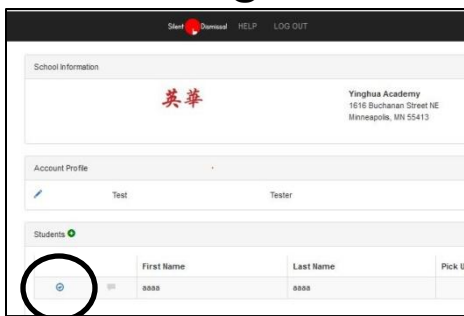



Click the blue pencil icon  to open your Monday-to-Friday default schedule. For each day you want to schedule Aftercare, use the drop-down to select Aftercare ONLY.

If you don't see Aftercare ONLY as an option, scroll down to the last section on your Monday-Friday screen, and you'll see options to add. Select Aftercare ONLY as an option. Click SAVE.



Scheduling Aftercare only for today: Current Day Override



Before 3:00 PM on the day you need Aftercare, sign into Silent Dismissal. On the Account Profile page, click on the blue check-mark icon  on the left of the page to see your Current Day Override screen. Select Aftercare ONLY. If you don't see Aftercare ONLY as an option, see above for adding options.

Aftercare ONLY vs. Aftercare + Classes/Music Lessons
Yinghua will set all students registered for Enrichment classes or music lessons to Aftercare+Classes and Lessons at the beginning of a term. Aftercare ONLY is for students who have not registered for a class or lesson on that day.