


Name: _____

Class: _____

Yinghua Academy-English Language Arts

ELA 3 HOMEWORK



Reading Log – Term 3, Week 1 (March 23-27)

Please complete the attached homework pages for each day of the week. The homework packet **MUST** come back and forth between school and home every day in your child's take-home English folder. Please do not go ahead in the packet. The homework packet will be turned in on Friday, May 27th.

Weekly Homework and Reading Log				
Day	Nightly Homework	Number of Minutes Read (Average 25-30 min/day)	Title	Author
Monday 3/23	pgs. 2-5			
Tuesday 3/24	pg. 6			
Wednesday 3/25	pg. 7			
Thursday 3/26	pg. 8			



Circle one of the books you read this week. What is the GENRE (fiction, nonfiction, fantasy, mystery, etc.) of the story? Explain your answer in 2-3 sentences.

Name _____

Family Times

Summary

Suki's Kimono

Suki is so enchanted with the kimono and wooden shoes that her grandmother gave her that she insists on wearing them to her first day of first grade. Her older sisters are embarrassed. At first it looks like it might be a disaster! There are quite a few snickers. But Suki is so sure of how wonderful she looks that she soon wins over her new friend, new teacher, and new class.

Activity

Who We Are Discuss the food, music, and clothes that are special or traditional in your family. What are some traditions that your families share? How do you celebrate holidays or special occasions?

Comprehension Skill

Compare and Contrast

When you **compare and contrast** you find out how things are alike and how they are different. Sometimes you can see when things are compared or contrasted by looking for clue words such as *like, both, also, but, however, and instead of*.

Activity

Alike and Different Choose two friends or relatives. How are they alike and how are they different? Do they have the same color hair? Do they like the same games? Do they speak the same language? Write down sentences that compare the two people. Write about two ways they are alike. Write about two ways they are different.

Lesson Vocabulary

Words to Know

Knowing the meanings of these words is important to reading *Suki's Kimono*. Practice using these words.

Vocabulary Words

paces single steps

rhythm a regular or orderly repeating of sounds or movements

festival a celebration or holiday

cotton plant fiber used to make thread

handkerchief a square, soft piece of cloth used to wipe the nose or face

pale not bright in color

graceful beautiful or pleasing in movement

snug giving warmth and comfort

Conventions

Adjectives and Articles

A, *an*, and *the* are words called **articles**. Use *a* before singular nouns beginning with a consonant. Use *an* before singular nouns beginning with a vowel. *The* can be used before a singular or plural noun. An **adjective** is a word that can describe a person, place, or thing. Adjectives can tell more about nouns. An adjective can tell how a person, place, or thing looks or sounds. Often an adjective comes just before the noun.

Activity

Five Words for You Write each player's name on a slip of paper and place them in a bag. Shake the bag and have each player take out a slip of paper. Each player then reads the name on the paper silently and writes five words that describe that person on a piece of paper. Finally, each player reads his or her adjectives. Other players use the adjective clues to identify the person.

Practice Tested Spelling Words

_____	_____	_____	_____
_____	_____	_____	_____
_____	_____	_____	_____
_____	_____	_____	_____
_____	_____	_____	_____

Name: _____

Class: _____

Spelling

ELA3D

Directions: We will be having a practice spelling test on **Friday**. Study the following words so that all students can be successful with these words. Please use the sorting chart to practice.

Word Sort Focus - Syllable Pattern CV/VC

idea	audio
trio	medium
duo	radio
create	studio
video	violin

Challenge Words!

cereal	audience
--------	----------

Sorting Chart

Name _____

Syllable Pattern CV/VC

Generalization In words with the CV/VC syllable pattern, divide between the vowels.

Word Sort Sort the list words by words you know how to spell and words you are learning to spell. Write every word.

Spelling Words

1. idea
2. trio
3. duo
4. create
5. video
6. audio
7. medium
8. radio
9. studio
10. violin

**words I know
how to spell**

**words I'm learning
how to spell**

1. _____

9. _____

2. _____

10. _____

3. _____

11. _____

4. _____

12. _____

5. _____

13. _____

6. _____

14. _____

7. _____

15. _____

8. _____

Copyright © Pearson Education, Inc., or its affiliates. All Rights Reserved. 3



Home Activity Your child is learning to spell words with CVVC (consonant-vowel-vowel-consonant) and CVV (consonant-vowel-vowel) syllable patterns. To practice at home, have your child spell each word in the first column aloud. Then have your child study and write the words in the second column.

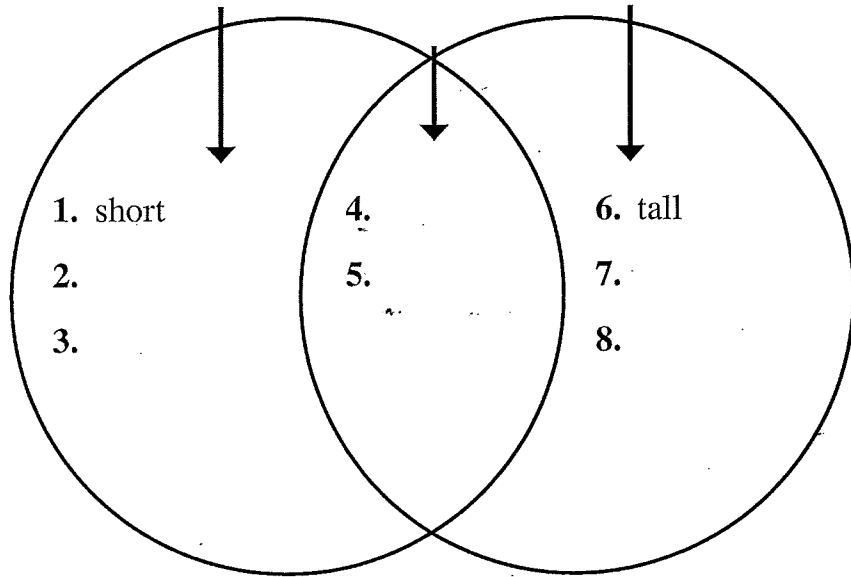
Compare and Contrast

- When you **compare** and **contrast** two or more things, you tell how they are alike and different.
- Some clue words that signal things might be the same are *like, same, both, also,* and *as well as.*
- Some clue words that signal differences are *but, however, different,* and *instead of.*

Directions Read the following passage. Then complete the diagram below.

<p>Sumi had black hair. Dafina's hair was black too. But instead of being straight, Dafina's hair was curly. She complained that it was too curly and hard to brush. Sumi's hair was as straight as a stick. She disliked it and said she'd rather have curly hair.</p>	<p>Sumi had green eyes. Dafina's eyes were dark brown. They were as dark as coffee without cream in it. Sumi was short like her mom. Dafina was tall like her dad. Even though the girls were very different in some ways, they were still best friends.</p>
--	--

Things About Sumi Things About Dafina
Both Girls



Copyright © Pearson Education, Inc., or its affiliates. All Rights Reserved. 3



Home Activity Your child learned about telling how two or more things are alike and different. Find two items to compare. Have your child tell you how the items are alike and different.

Name _____

Cause and Effect

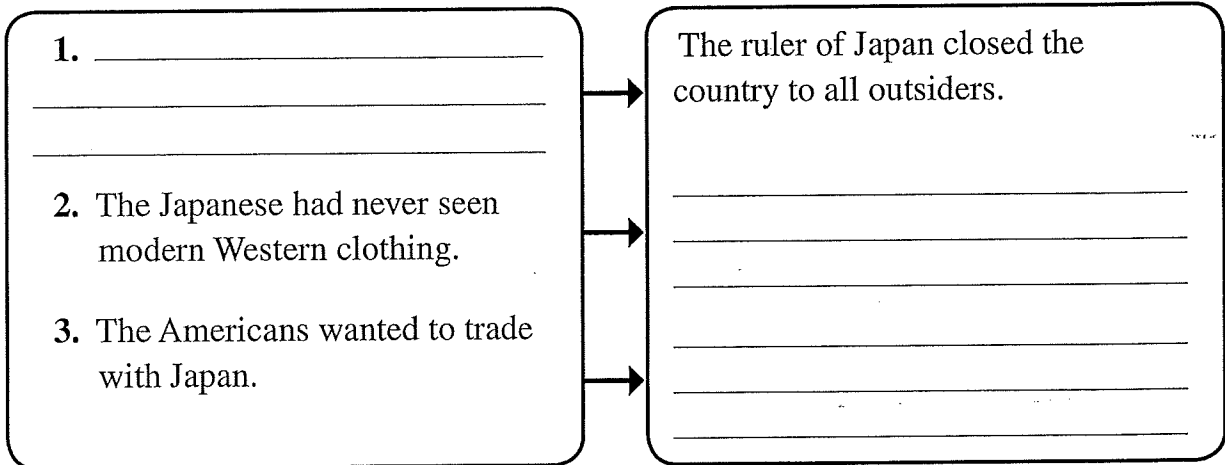
- The **cause** tells why something happened. The **effect** is what happened.
- Authors often use **clue words** such as *because, so, then, if, and since* to help you better understand what happens and why it happens.

Directions Read the following passage. Underline clue words. Complete the chart.

<p>In 1603, the ruler of Japan closed it off to all outsiders. This meant that no foreigner could enter the country. The ruler took this step because he wanted Japanese society to stay just the way it was.</p> <p>Since the country was closed, the Japanese could only trade with one another. Their traditions and customs did not change. Since they had never seen Western clothing, they continued to wear kimonos.</p>	<p>In 1854, Americans sailed to Japan. They wanted the ruler to open the country to trade because the Japanese made beautiful silks and pottery. People in the West wanted to buy Japanese things.</p> <p>The ruler agreed. Other countries also came to trade with Japan. Japanese men began to do business in the Western way. Because the ruler agreed to open Japan to trade, many changes happened in Japanese society.</p>
--	--

CAUSES: Why did it happen?

EFFECTS: What happened?



Copyright © Pearson Education, Inc., or its affiliates. All Rights Reserved. 3



Home Activity Your child identified causes, effects, and clue words in an article. Read another article about Japan or Japanese culture with your child. Discuss the causes and effects given in the article.

Name _____

Adjectives and Articles

Directions Circle each article. Underline each adjective.

1. People have worn many different styles throughout the years.
2. When Aunt Rose was a teacher, she wore long, straight skirts.
3. Grandma wore nice dresses to school.
4. My mom often wore old jeans in the classroom.
5. A popular style in some schools today is a uniform.

Directions Circle the article in () that correctly completes each sentence.

6. People wear different clothes all over (an, the) world.
7. No one needs (a, an) heavy coat in Hawaii.
8. (A, An) overcoat is needed in Russia.
9. You can wear (a, an) shirt with short sleeves all year in Costa Rica.
10. (A, An) extra raincoat comes in handy in England.

Directions Write two sentences describing the clothes you are wearing today. Use at least two adjectives in each sentence. Circle each article and underline each adjective in your sentences.

Copyright © Pearson Education, Inc., or its affiliates. All Rights Reserved. 3



Home Activity Your child reviewed adjectives and articles. Discuss the day's weather with your child. Ask him or her to identify some adjectives used in the conversation.

