


My Name: _____

2nd Grade

WINTER BREAK

Homework



List of Books I Read
(Attach additional paper if needed)



Choose one book you read over break and write what happened in each part of the story

Beginning:

Middle:

End:

Parent Signature: _____



Winter Fun



M	I	T	S	H	O	V	E	L	C	O	M
F	R	E	E	Z	E	B	O	O	S	K	I
L	C	S	K	A	T	E	P	H	L	S	T
A	I	C	E	P	L	C	L	A	K	N	T
K	T	A	X	B	B	O	O	T	S	O	E
E	Q	R	S	L	D	L	W	B	X	W	N
H	A	F	S	L	E	D	C	O	D	L	S

Find these words in the puzzle. Words are hidden → and ↓.

BOOTS

COLD

FLAKE

FREEZE

HAT

ICE

MITTENS

FLOW

SCARF

SHOVEL

SKATE

SKI

SLED

SNOW



Name _____

Short Vowels

Write the list word that means the same as the phrase.

1. the work that you do for money _____

2. a paper or plastic bag _____

3. a bone that protects your heart _____

4. to cut into small pieces _____

5. unhappy _____

6. a card tied to something _____

7. words, names, or numbers written one below the other _____

Spelling Words
drum
rock
list
desk
job
sad
chop
sack
tag
rib
mess
dust

Read the clues. Write the list words. The letters in the boxes will complete the riddle. Write the mystery word on the line below.

8. a piece of furniture with a flat top for writing □ _____
9. any piece of stone □ _____
10. fine, dry, powdery earth ____ □ _____
11. a place or group of things that is not clean □ _____

Question: What did the _____ say to the trumpet?

Answer: "I'm really beat!"

Mystery Word: _____



Home Activity Your child is learning to spell words with short vowels and these consonant/vowel patterns: CVC, CVCC, CCVC. Have your child write a short story using some of the spelling words.

Name _____



lace



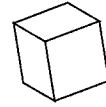
page



slice



hose



cube

Pick a word to match each clue. Circle the word.

1. You can ride it.

bake bike

2. You put it in food.

spice space

3. You ask friends to come.

invite instead

4. It is a flower.

rise rose

5. It helps men walk.

cane cone

6. You can wear it.

cape cage

7. You can swim in it.

like lake

8. It means "put back."

replace ready

Read the story.

Tony is in Jane's class. His desk is next to her desk. Yesterday, Jane had to lend Tony a pen and paper. Later, they rode home together. Today, Jane will put on her cape and ride her bike to school. Jane will take her lunch in the basket on her bike. She will invite Tony to ride with her. They will not be lonely.



Home Activity Your child identified words that end with silent e and have long vowel sounds in the middle of a syllable. Point to words that your child circled. Ask your child to read each word aloud and use the word in a sentence.

Name: _____

Long & Short Vowels

Directions: Read each word in the box below. Tell if the word has a long vowel sound or short vowel sound by writing it on the correct line.

stop	lad	mud	stain
smile	bone	pie	mule
stay	pray	lid	mug
cat	rule	load	pill
still	bug	bite	sun
pig	boat		

Long Vowel

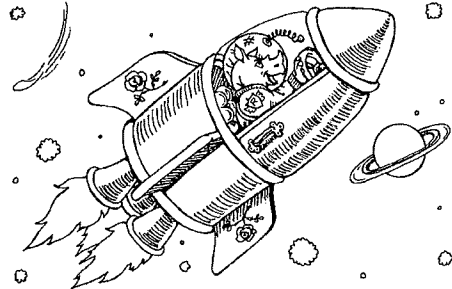
Short Vowel

Name _____

Subjects

Underline the subject in each sentence.

1. Astronauts go into space.
2. Six people are on the space shuttle.
3. Earth is a planet.



Write a subject to complete each sentence.
Use a subject from the box.

Many stars Saturn Space shuttles

4. _____ go very fast.

5. _____ has rings around it.

6. _____ twinkle at night.

Name _____

Predicates

Write the predicate of each sentence.

1. Henry and Mudge hear something.

2. Henry looks outside.

3. A big bear walks by.

4. The bear sees Henry.

5. Mudge barks.

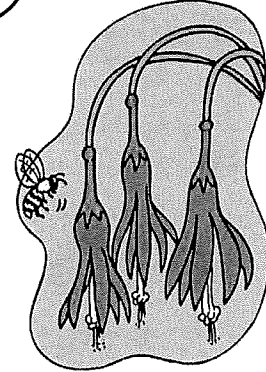
6. The bear runs away.

Name: _____

Subjects & Predicates

Choose a subject from the box to complete each sentence.

A big spider	A buzzing bee	My notebook
A gray dolphin	My mother	My closet
The houseplant	The eye doctor	The space alien



1. _____ looked for nectar in the flower.
2. _____ has lots of clothes in it.
3. _____ checked my vision.
4. _____ needs soil, water, and sunlight.
5. _____ landed the UFO.
6. _____ jumped in the sea.
7. _____ was upset because I broke her favorite vase.
8. _____ is filled with stories that I wrote.
9. _____ spun a web in the doorway.


Name: _____

Subjects & Predicates

Choose a predicate from the box to complete each sentence.

watered her flowers. barked all night long. drove me to school.
blew in the wind. ate crickets. cut the boy's hair.
fixed the sink. slept in her crib. flew the airplane.

1. The gardener _____.
2. The pilot _____.
3. The little puppy _____.
4. The barber _____.
5. James' baby sister _____.
6. The flag _____.
7. The lizard _____.
8. The plumber _____.
9. The bus driver _____.




Name _____

Sentences

Find the sentence. **Underline** the sentence.

1. In the small town.
We went to the fair in the small town.
2. They like to run together.
like to run together.
3. The boys will always be friends.
The boys.
4. Lives on a farm.
Juan Ramón lives on a farm.
5. Walk around their.
The boys walk around their neighborhoods.



Write each sentence on the line.
Begin and **end** the sentence correctly.

6. summer was almost over

7. the boys write to each other

8. they changed the club name

Name _____

Day 1 Unit 1 Week 1

The Twin Club

Copy the sentences. Make sure you use the proper size when writing tall and small letters.

Don and Ann drag a rock.

Handwriting practice lines (solid top and bottom, dashed middle) for the sentence "Don and Ann drag a rock."

Dan has red socks.

Handwriting practice lines (solid top and bottom, dashed middle) for the sentence "Dan has red socks."

Day 2 Unit 1 Week 2

Exploring Space

Copy the sentences. Make sure you form the letters correctly.

Gus and I are cousins.

Handwriting practice lines (solid top and bottom, dashed middle) for the sentence "Gus and I are cousins."

Cal gave his dog a bone.

Handwriting practice lines (solid top and bottom, dashed middle) for the sentence "Cal gave his dog a bone."

© Pearson Education, Inc., 2



Home Activity: Your child practiced writing the letters Aa, Dd, Oo, Gg, Cc, Ee, Ss, Ff, Bb, Ll, Tt, Hh, and Kk. Have your child look in his or her favorite book and copy two sentences using his/her best handwriting. After writing the sentences, have your child circle any of the letters from the list above.

Name _____

Day 3 Unit 1 Week 3

Henry and Mudge

Copy the sentences. Make sure your letters are all straight.

She lives on Essex Street.

Day 4 Unit 1 Week 4

A Walk in the Desert

Copy the sentences. Check the spacing of the letters in each word.

Fran likes baking.

Dad and Bill like fishing.

Day 5 Unit 1 Week 5

The Strongest One

Copy the sentences. Make sure you use proper spacing between the words in each sentence.

Tom has an itch.

Karl can see that shark.
