

Name: _____

Class: _____

Yinghua Academy-English Language Arts

ELA 2BR HOMEWORK

Reading Log – Term 1, Week 7 (October 10 – October 20)

Please complete the attached homework pages for each day of the week. The homework packet **MUST** come back and forth between school and home every day in your child's take-home English folder.

Please do not go ahead in the packet. The homework packet will be turned in on Monday, October 20.

A. List the books that you read during the week.

Day	Nightly Homework	Minutes of Reading [Average 25-30 min/day]	Title	Author
Friday 10/10	pgs. 3-4			
Saturday 10/11	pgs. 3-4			
Sunday 10/12	pgs. 3-4			
Monday 10/13	pg. 5			
Tuesday 10/14	pg. 6			
Wednesday 10/15	pg. 7			
Thursday 10/16	pg. 8			
Friday 10/17	pg. 9			
Saturday 10/18	pg. 10			
Sunday 10/19	pg. 11			

B. Circle on of the books you read this week. Write a short summary of the book or part of the book that you read. (Two to three sentences)

Spelling

Directions: The 2nd graders will be having a spelling test on Friday, **Month Day**. Study the following words so that all students can be successful with these words. Please use the sorting chart and the activities in the front of your homework folder to practice.

Word sort focus – sight words, words with -an, words with -ea digraphs.

to	can
in	ran
is	pan
you	eat
man	deal

Challenge words! Extra credit points will be added to your overall English grade. They are NOT required for the weekly spelling test.

dream	clean
-------	-------

Sorting Chart

Name _____

Write the word for each picture.

nailhay

1. Put the _____ in the _____.



2. Does a _____ have a _____?

Circle the word in each sentence that has the long a sound.

3. Steve likes to ^{page} paint.

4. Steve keeps his colors in a tray.

5. He uses the color gray.

6. It is a good color for rain.



Home Activity Your child reviewed words with the long a sound spelled ai and ay. Make a rhyme with your child using words with ay and ai. Examples: *A jay likes to play in the hay* or *Can a chain pull a train?*



Spelling Words

Sight words and -an family words

1. to

2. in

3. is

4. you

5. man

6. can

7. ran

8. pan

Name _____

Words with ea

Look at the word. Say it. Listen for the long e sound.

Write each word.

Check it.

1. eat

2. sea

3. each

4. team

5. please

6. dream

7. treat

8. beach

9. clean

10. lean

Words to Read

11. colors

12. sign



Home Activity Your child is learning to spell words with the long e sound spelled ea. To practice at home, have your child say the word, find the letters ea, and then write the word.

Name _____

Look at each picture.

Add 's to a word to show who owns something.

Write the new word on the line.

1.



mug

2.



bib

3.



desk

4.



tree

5.



ball

6.



dish

Find the words that tell who owns something.

Mark the to show your answer.

7. girls paints
 girls's paints
 girls' paints

8. boys' shoes
 boys's shoes
 boys shoes



Home Activity Your child used 's (singular) and s' (plural) to tell who owns something. Draw pictures together of objects that belong to people in your family. Help your child label each picture, such as Carmen's shirt or the kids' beds.

Name _____

Adjectives for Colors and Shapes

Underline the adjective to make each sentence correct.

1. Cindy has a pile of (red, get) beads.
2. She puts them on (smile, white) string.
3. Cindy takes some (green, sleep) clay.
4. She bends it into (stand, round) shapes.



Choose the adjective in ().
Write the adjective on the line.

5. Roz cuts _____ pieces of cloth.
(square, shout)

6. I add _____ buttons.
(blow, blue)

7. Roz sews on _____ trim.
(black, talk)

8. I love my _____ hat!
(think, pink)



Name _____

Words with ea

Look at the word. Say it. Listen for the long e sound.

Write each word.

Check it.

1. eat

2. sea

3. each

4. team

5. please

6. dream

7. treat

8. beach

9. clean

10. lean

Words to Read

11. colors

12. sign



Home Activity Your child is learning to spell words with the long e sound spelled ea. To practice at home, have your child say the word, find the letters ea, and then write the word.

Name _____

Words with ea

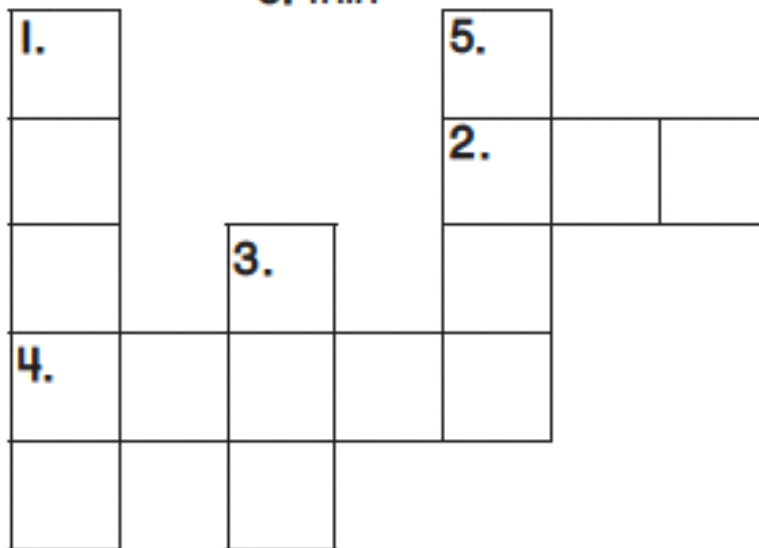
Write list words in the puzzle.

Across

2. chew food
4. not dirty

Down

1. sandy shore
3. ocean
5. thin



Spelling Words

eat

sea

each

team

please

dream

treat

beach

clean

lean

Draw lines through all the *i*'s and *k*'s. Write the word that is left.

6. t i e k a k m i

7. p l i e a k k s i e

8. k t i r e k a k i t

9. e i a k c i k h

10. d i r k i e a m



Home Activity Your child has been learning to spell words with the long e sound spelled ea. Have your child identify and spell the three words he or she found most difficult.

Name _____

Adjectives for Colors and Shapes

Some **adjectives** name colors.



white crayon



black pencil

Some **adjectives** name shapes.



square paper



round frame

Circle the adjective in each sentence that names a color or shape.
Say a sentence for each adjective.


1. Roz has blue markers.
2. Gert has green markers.
3. Roz draws round circles.
4. Gert draws square boxes.
5. Roz adds brown dots.
6. Gert makes yellow lines.



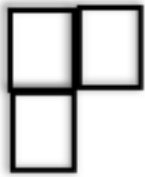
Home Activity Your child learned about adjectives for colors and shapes. Point to objects around your home and have your child describe the objects using adjectives that name colors and shapes.

Word Ladders

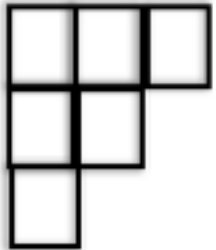
to



in



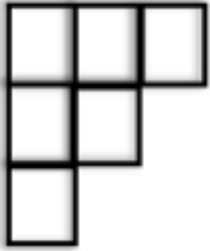
you



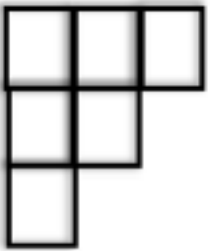
is



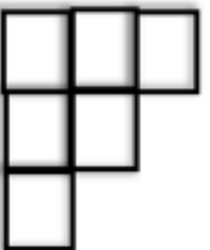
man



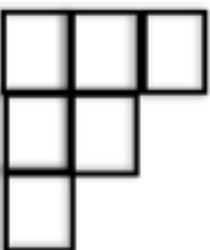
can



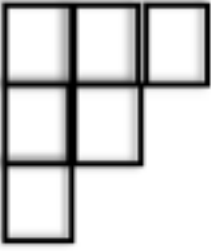
ran



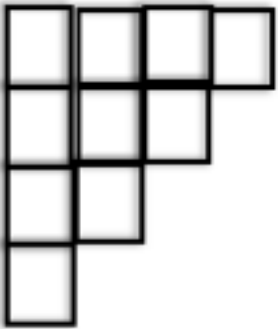
pan



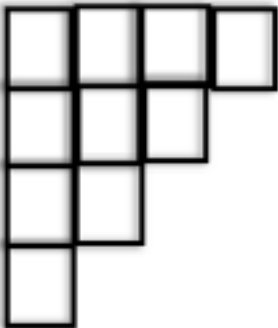
eat




deal



dream



clean



Word Sort Activity: Color Spelling Words

- Write the first spelling word in pencil, then pick three different colored pencils.
- Write the same word on pencil in the pencil column
- Choose a color pencil and write the same word on color 1, then write the same words with a different color pencil for color 2 & color 3.

<u>Spelling Words</u>	<u>Pencil</u>	<u>Color 1</u>	<u>Color 2</u>	<u>Color 3</u>
to				
in				
is				
you				
man				
can				
ran				
pan				
eat				
deal				
dream				
clean				